




autobond
AUTOMATION SERIES



Automate Your Business...
Accelerate Your Profits.

From Concept to Satisfaction.

"The team at Miller Weldmaster made our vision, their vision and turned a "back of the napkin" drawing into the fantastic hot-air sealer that we use in production today. The collaborative and consultative environment at Miller Weldmaster is second to none. Those folks "get it!"

Tony Garza, Eichrom

"Their Superior service, craftsmanship and speed have redefined my business model. The Miller Weldmaster has filled a void that previously existed in the large format industry. A welder that can keep pace with the speed of UV printers. Thank you for making me look good!"

Tom Cochrane, Uni Graphic

"Miller Weldmaster is in a league of its own. There is no problem in J&M's manufacturing process they cannot solve. The machinery Miller provides is always built beyond J&M's expectation. The level of automation, the functionality, the superb craftsmanship is impeccable. Just when you think you have it all, Miller puts it over the top with its personnel. I can definitely tell that Miller invests greatly in their people from the first rate customer service I receive. Miller Weldmaster continues to set the bar for the rest of the market, and will continue to be a leader in the years to come!!"

Lance Power, J&M Industries

"It has been a pleasure working with Miller Weldmaster and your team. We currently have 2 machines that has helped us increase our production by 30%."

Chad Daniels, APEX Filtration and Environmental



4220 Alabama Avenue SW, Navarre, OH 44662 USA

p 1.330.833.6739, 1.877.935.3627

f 1.330.837.2828

e sales@weldmaster.com

w www.weldmaster.com



We design machines specifically to meet your production needs while keeping your production and payback concerns in mind.

Over 40 years of industry knowledge enables us to perfectly pair your application with the properly designed Miller Weldmaster Automated Solution. This pairing can often produce three to four times your original output. Let us automate your business and accelerate your profits!



Concept. Design. Build.

Initial conversation and consultation

- This is the first step in meeting your automation needs. This is a collaborative effort where you express your vision, needs, wants and production desires.

Budget presentation

- We will provide a comprehensive form to guide you and Miller Weldmaster for developing a budget proposal and concept drawing. Typically there will be revisions to the initial presentation to further define your needs.

Design

- Once all your needs, solutions and production output targets are defined, we will design the final system to be built. Our proposal will be very detailed for your review.
- We will create a final presentation and final concept drawing for your review and acceptance.

Partnership Begins

- Upon placing your machine in production, you will be presented with a manufacturing timeline. The timeline will identify all major milestones to ensure your automated solution is completed on time. Miller Weldmaster prides itself in an over 90% on time delivery rate.
- You and your team will be involved in our internal design review meeting with actual team members who will be building your system. We have found that this direct access to our staff enables us to even better meet your expectations.

Automation Testing

- Upon completion of your machine, you will visit Miller Weldmaster to watch the complete run off of your product in our facility. The goal of this meeting is to ensure you are completely satisfied with your investment. If changes are requested, we usually can complete them before you depart.

Installation

- We will work closely with your staff to ensure we don't interrupt your current production. In the first few days, our team will install and test. Most of our installing technicians have installed over 100 machines worldwide. We provide a comprehensive pre-install form to help you prepare.

Training

- After the install, our team trains your team. We immediately start operation training. We have developed a comprehensive step by step training program through years of experience. We then proceed to training on your actual product. We ensure your staff is comfortable making actual products on your new system before we leave.

Follow Up



















- Expect consultation and scheduled follow up by our installing technicians at 10 days and 60 days after the installation of your machine.



moduliné
SYSTEM

For more details go to: www.mwautobond.com

Technologies Available –

-  AIR BRAKE
-  AIR SHAFT
-  ACCUMULATOR
-  EDGE GUIDING
-  FAN FOLDER
-  GLUING
-  GROMMETING / HOLE PUNCHING
-  GUILLOTINE
-  LOAD CELL TENSION CONTROL
-  PRINTING
-  REWIND or FABRIC REWINDER
-  ROTARY CUTTING
-  SAFETY CHUCK
-  SEWING
-  SLITTING
-  SWEEP
-  UNWIND STANDS
-  VISION CAMERA



Geomembrane System



Ventilation System



Clear Span Keder System



Geomembrane System

